

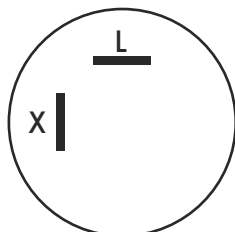
## ELECTRONIC FLASHER RELAYS

Pro Quip electronic flasher relays are controlled by an integrated circuit and are not affected by voltage, load and environmental variations. Automatic load sensing is incorporated, allowing the units to operate at a consistent flash rate with varying numbers of lamps in the circuit. An accelerated flash rate provides a warning

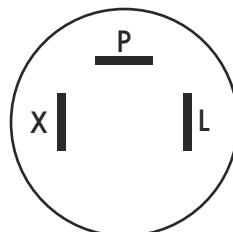
that a bulb has failed. All Pro Quip flasher relays are individually tested to specification during manufacture. The relays are endurance tested to more than two million cycles. They also meet or exceed all applicable SAE, FMVSS and ADR13 requirements.

### COMMON PIN DESIGNATION FOR RELAYS AND FLASHERS

PIN NO.	DESCRIPTION	PIN NO.	DESCRIPTION
P	Indicator Pilot lamp Vehicle	31	Battery negative terminal, or ground, direct
X	Turn signal flasher input	49	Turn signal flasher input
L	Turn signal flasher output	49a	Turn signal flasher output



RELAY A



RELAY B



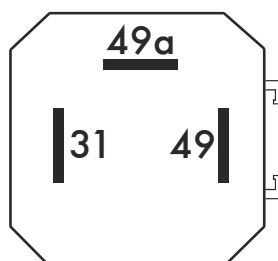
### UNIVERSAL 2 PIN APPLICATION

STOCK CODE	DESCRIPTION	TYPE	LOAD SENSITIVE	RATED VOLTAGE	MAX NO. OF LAMPS	LOAD RATING	NO. OF PINS
6650B	P122 (A)	ELECTRO-MECHANICAL	NO	12V	14	20 Amp	2
6653B	P242 (A)	ELECTRO-MECHANICAL	NO	24V	14	20 Amp	2

### UNIVERSAL 3 PIN APPLICATION

STOCK CODE	DESCRIPTION	TYPE	LOAD SENSITIVE	RATED VOLTAGE	MAX NO. OF LAMPS	LOAD RATING	NO. OF PINS
6651B	P123 (B)	ELECTRO-MECHANICAL	NO	12V	14	20 Amp	3
6654B	P243 (B)	ELECTRO-MECHANICAL	NO	24V	14	20 Amp	3

### UNIVERSAL 3 PIN APPLICATION



STOCK CODE	DESCRIPTION	TYPE	LOAD SENSITIVE	RATED VOLTAGE	MAX NO. OF LAMPS	LOAD RATING	NO. OF PINS
6662B	P1230	SUPER ELECTRONIC	YES	12V	6	4 x 21W + 2 x 5W	3

BULK ONLY: MINIMUM ORDER 250.

**BECAUSE AT PRO QUIP, QUALITY MATTERS**  
**PRO QUIP INTERNATIONAL**

14 LONDON DRIVE BAYSWATER, VIC 3153  
 PH: 03 9761 1110 sales@proquip.com.au



www.proquip.com.au