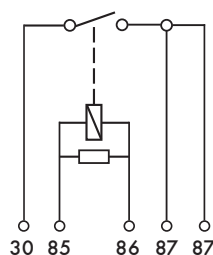



# PROQUIP MINI RELAYS

VALUE ADDED PRODUCTS

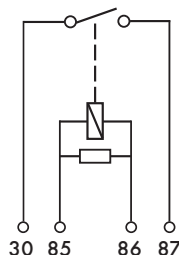

P = Mini    PM = Micro    R = Resistor    X = Diac    A = American    E = European    O = No Mounting Bracket

## 5 PIN NORMALLY OPEN MINI RELAYS



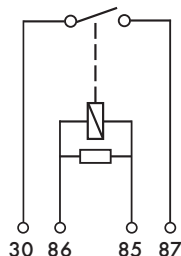

STOCK CODE	DESCRIPTION	TYPE	PROTECTION	WIRING DIAGRAM
6600B	P1512R	12V, 40A	Resistor	1 FORM A (2 x #87)
6600AB	P1512RO	As Above: Plain relay housing / No mounting bracket		
6615B	P1512X	12V, 40A	Diac	1 FORM A (2 x #87)
6621B	P1512X(With Moulded Bracket)	12V, 40A	Diac	1 FORM A (2 x #87)
6602B	P1524R	24V, 30A	Resistor	1 FORM A (2 x #87)
6616B	P1524X	24V, 30A	Diac	1 FORM A (2 x #87)

## 4 PIN NORMALLY OPEN MINI RELAYS EUROPEAN PIN-OUT



STOCK CODE	DESCRIPTION	TYPE	PROTECTION	WIRING DIAGRAM
6604B	P1412RE (2142)	12V, 30A	Resistor	1 FORM A (EUROPE)
6605B	P1424RE (4142)	24V, 20A	Resistor	1 FORM A (EUROPE)

## 4 PIN NORMALLY OPEN MINI RELAYS AMERICAN PIN-OUT



STOCK CODE	DESCRIPTION	TYPE	PROTECTION	WIRING DIAGRAM
6606B	P1412RA	12V, 40A	Resistor	1 FORM A (AMERICAN)
6607B	P1424RA	24V, 30A	Resistor	1 FORM A (AMERICAN)

All Stock Codes are for minimum quantities of 10.

Can be Ordered in Bulk: Minimum Order 500.

P = Mini

PM = Micro

R = Resistor

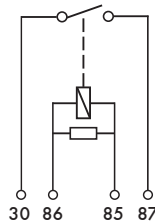

X = Diac

A = American

E = European

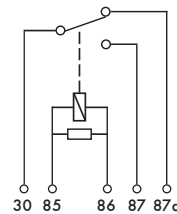
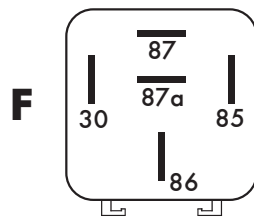
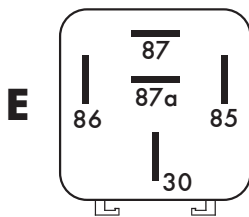
O = No Mounting Bracket

## 4 PIN HIGH CAPACITY NORMALLY OPEN MINI RELAYS



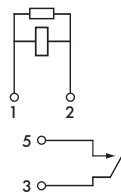
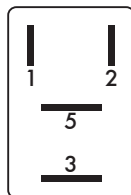
STOCK CODE	DESCRIPTION	TYPE	PROTECTION	WIRING DIAGRAM
6646B	P141270X	12V, 70A	Diac	1 FORM A (30/87=9.5mm (AMERICAN))

## 5 PIN CHANGEOVER MINI RELAYS



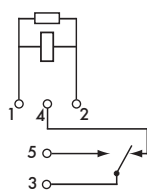
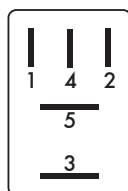
STOCK CODE	DESCRIPTION	TYPE	PROTECTION	LAYOUT	WIRING DIAGRAM
6608B	P2512R	12V, 30/20A	Resistor	E	1 FORM C
6608AB	P2512RO	As Above: Plain relay housing / No mounting bracket			
6617B	P2512X	12V, 30/20A	Diac	E	1 FORM C
6610B	P2524R	24V, 30/15A	Resistor	E	1 FORM C
6618B	P2524X	24V, 30/15A	Diac	E	1 FORM C
6609B	P2512RE (2263)	12V, 30/15A	Resistor	F	1 FORM C (EUROPE)

## 4 PIN NORMALLY OPEN MICRO RELAYS



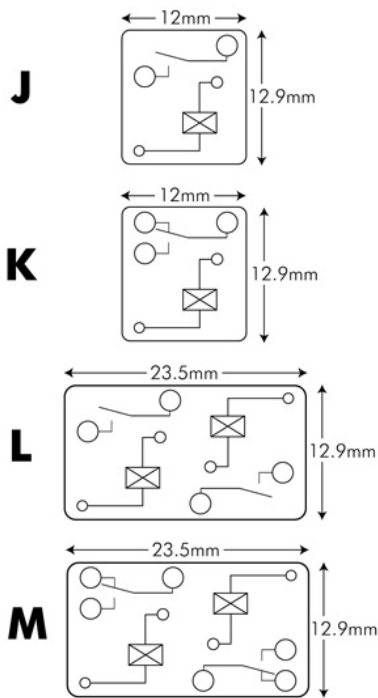
STOCK CODE	DESCRIPTION	TYPE	PROTECTION	WIRING DIAGRAM
6625B	PM1412X	12V, 20A	Diac	1 FORM A
6628B	PM1424X	24V, 15A	Diac	1 FORM A

## 5 PIN CHANGEOVER MICRO RELAYS



STOCK CODE	DESCRIPTION	TYPE	PROTECTION	WIRING DIAGRAM
6626B	PM2512X	12V, 20/15A	Diac	1 FORM C
6629B	PM2524X	24V, 10/5A	Diac	1 FORM C

## PCB NORMALLY OPEN & CHANGEOVER MINIATURE RELAYS




**SINGLE**



**TWIN**



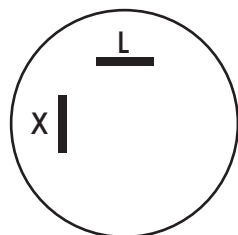
STOCK CODE	DESCRIPTION	TYPE	LAYOUT	WIRING DIAGRAM
6590	PCB RELAY SINGLE MINIATURISED 12VDC N/O	12V, 30A	J	1 FORM A
6591	PCB RELAY SINGLE MINIATURISED 12VDC CO	12V: N/O 30A, N/C 25A	K	1 FORM C
6642	PCB RELAY TWIN MINIATURISED 12VDC N/O	12V, 2 x 30A	L	2 FORM A
6644	PCB RELAY TWIN MINIATURISED 12VDC CO	12V: 2 x N/O 30A, N/C 25A	M	2 FORM C



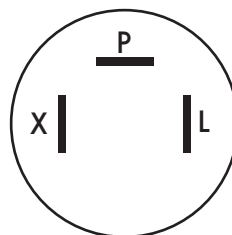
# ELECTRONIC FLASHER RELAYS

## Common Pin Designation for Relays and Flashers

Pin No.	Description	Pin No.	Description
P	Indicator Pilot lamp Vehicle	31	Battery negative terminal, or ground, direct
X	Turn signal flasher input	49	Turn signal flasher input
L	Turn signal flasher output	49a	Turn signal flasher output



RELAY A



RELAY B



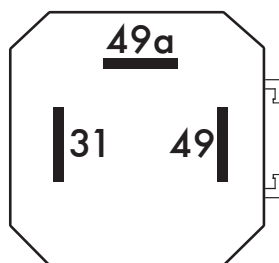
## UNIVERSAL 2 PIN APPLICATION

STOCK CODE	DESCRIPTION	TYPE	LOAD SENSITIVE	RATED VOLTAGE	MAX NO. OF LAMPS	LOAD RATING	NO. OF PINS
6650B	P122 (A)	ELECTRO-MECHANICAL	NO	12V	14	20 Amp	2
6653B	P242 (A)	ELECTRO-MECHANICAL	NO	24V	14	20 Amp	2

## UNIVERSAL 3 PIN APPLICATION

STOCK CODE	DESCRIPTION	TYPE	LOAD SENSITIVE	RATED VOLTAGE	MAX NO. OF LAMPS	LOAD RATING	NO. OF PINS
6651B	P123 (B)	ELECTRO-MECHANICAL	NO	12V	14	20 Amp	3
6654B	P243 (B)	ELECTRO-MECHANICAL	NO	24V	14	20 Amp	3

## UNIVERSAL 3 PIN APPLICATION



STOCK CODE	DESCRIPTION	TYPE	LOAD SENSITIVE	RATED VOLTAGE	MAX NO. OF LAMPS	LOAD RATING	NO. OF PINS
6662B	P1230	SUPER ELECTRONIC	YES	12V	6	4 x 21W + 2 x 5W	3

All Stock Codes are for minimum quantities of 10.

Can be Ordered in Bulk: Minimum Order 250.