

Safe Jack

BOTTLE JACK RECOVERY KIT INSTRUCTION MANUAL




PART NO. 14110

SUITABLE FOR BOTTLE JACK'S WITH 32mm RAM

Heavy Duty Carry Bag



The warnings, precautions, and instructions discussed in this manual cannot cover all possible conditions and situations that may occur. The operator must understand that common sense and caution are factors, which cannot be built into this product, but must be supplied by the operator.

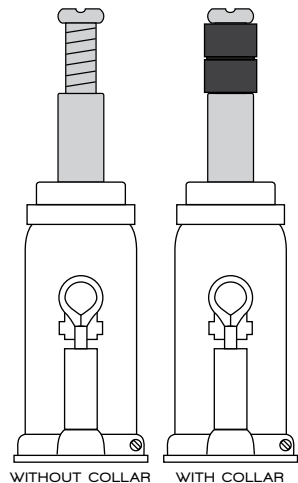
-  **WARNING:** Do not allow anyone in or near the vehicle while using the jack. Sudden movement and weight shift can result in instability. Keep all personnel a safe distance away from the vehicle.
-  **WARNING:** Do not attempt to lift the vehicle on a side or longitudinal slope. The vehicle can slide or roll causing severe injury or death.
-  **WARNING:** Before lifting, place the vehicle's transmission in 'PARK' for automatic transmissions and Low Gear (1st gear) for manual transmissions. Set the vehicle's emergency brake. Block the wheel diagonal to the wheel that is being lifted with wheel chocks. Failure to follow these instructions can result in severe injury or death to personnel.

Unpack the Safe Jack Carry Bag and ensure that all parts are included:

- 1 x 3" Bottle Jack Extension
- 1 x 6" Bottle Jack Extension
- 1 x Adjustable Bottle Jack Extension
- 1 x Axle Tube Pad
- 1 x Flat Pad
- 1 x Extension Screw Collar

If you are missing any parts please call Pro Quip on (03) 9761 1110 immediately.

Use the Extension Screw Collar at all times to ensure the stability of the jack pads and extensions on your Bottle Jack.



USING THE AXLE PAD



Used on axle tubes and other square or rounded surfaces from 2 to 3.5 inches in diameter which will fit most light trucks, 4x4's and many agricultural applications. The pad also works for lifting against the frame members, rock rails etc. The narrow design makes placement easy. The pad is designed to fit typical bottle jacks with a ram diameter of 32mm. The pad may be connected to ram extensions raising the lift point without the need for cribbing blocks.



USING THE FLAT PAD



Safe Jack™ Flat Jack pad has 16 times the surface area of the jack ram alone. That means that instead of 4900 lbs. per square inch (6000 lb. load), the pressure on the load would only be 375 lbs. That's a lot safer.

In addition, the size of the pad makes the jack far less likely to slip or tip. Jack pads simply slip on the end of the jack ram or extension without tools.

Flat Pad is 4 x 4 inches.



USING THE EXTENSIONS



3" & 6": 10 ton rating
 Adjustable: 6 ton rating



OTHER SAFE JACK PRODUCTS



SAFE JACK
 6 TONNE
 BOTTLE JACK

PART NO. 14600



SAFE JACK
 BOTTLE JACK
 BASE PLATE
 INSERT

PART NO. 14121



SAFE JACK
 BOTTLE JACK
 UNIVERSAL
 BASE PLATE

PART NO. 14000



SAFE JACK
 BOTTLE JACK
 ROUND PAD

PART NO. 14150

EXCLUSIVE AUSTRALIAN DISTRIBUTOR

PROQUIP
 VALUE ADDED PRODUCTS

PRO QUIP INTERNATIONAL PQI PTY LTD T/As
 14 London Drive (PO Box 852), Bayswater VIC 3153 Australia
 phone: (03) 9761 1110 email: sales@proquip.com.au

www.proquip.com.au

