

ASHTREE GLASS TRUCK & BUS MIRRORS



ASHTREE GLASS TRUCK MIRRORS

FEATURES

- **Ashtree Glass** manufactures quality mirrors for bus, truck, construction, agricultural, fork truck and defence force vehicles. Ashtree Glass is ISO 9001:2000 approved.
- **Ashtree Glass** purchases glass as a raw material and cuts and shatterproofs it. This allows for flexibility and cost effectiveness, and ensures quality is monitored at all stages.
- **The Ashtree** Glass mirror range suits a huge selection of vehicle types & applications, which are supported by a comprehensive selection of component spare parts.

ASHTREE GLASS TRUCK MIRRORS

ASHTREE GLASS TRUCK MIRRORS







Founded in 1977, Ashtree Glass is a manufacturer of quality mirrors and mirror arms for all types of vehicles. Markets include bus, truck, construction, agricultural, fork truck and defence vehicles. They are an ISO 9001:2000 approved company whose quality system is approved and audited by the UKs VCA.

The Ashtree range of electrically adjustable mirrors has been developed to provide solutions where remote adjustment is required. Suitable for use on buses, coaches, construction equipment and all other vehicles where drivers have problems adjusting a mirror lens.

The bodies are moulded from impact resistant ABS, and the clamp from glass filled nylon for added strength. These mirrors are available as both single and twin lens versions.

DESCRIPTION	STOCK CODE	PRODUCT
Flat 'e' Class III Mirror Head Dimensions: 252mm x 168mm Glass Dimensions: 236mm x 152mm Fitment: 16 - 22mm Ø Arms Application: Buses & Light Commercials	AM410FE	
Flat 'e' Class II Mirror Head Dimensions: 308mm x 186mm Glass Dimensions: 291mm x 170mm Fitment: 16 - 22mm Ø Arms Application: Buses & Light Commercials	AM520FE	
Flat 'e' Class II Mirror Head Dimensions: 364mm x 214mm Glass Dimensions: 347mm x 196mm Fitment: 16 - 22mm Ø Arms Application: Iveco / Ford Eurocargo	AM613FE	

ASHTREE GLASS TRUCK MIRRORS

ASHTREE GLASS TRUCK MIRRORS		
PRODUCT	DESCRIPTION	STOCK CODE
	Flat 'e' Class II Mirror Head Dimensions: 352mm x 172mm Glass Dimensions: 335mm x 154mm Fitment: 16 - 22mm Ø Arms Application: Iveco / Ford Eurocargo	AM621FE
	Flat 'e' Class II Mirror Head Dimensions: 370mm x 184mm Glass Dimensions: 355mm x 170mm Fitment: 16 - 22mm Ø Arms Application: Mercedes / Buses	AM702FE
	Flat 'e' Class II Mirror Head Dimensions: 383mm x 193mm Glass Dimensions: 362mm x 174mm Fitment: 16 - 28mm Ø Arms Application: Volvo / MAN / Magirus / Iveco	AM714FE
	Flat 'e' Class II Mirror Head Dimensions: 445mm x 207mm Glass Dimensions: 430mm x 193mm Fitment: 16 - 22mm Ø Arms Application: Volvo	AM802FE
	Twin Lens 'e' Class II & IV Electric Adjusted Heated Mirror Head Available in: 12V or 24V Dimensions: 400mm x 210mm Glass Dimensions: 255mm x 170mm (main glass) 185mm x 95mm (wide angle glass) Fitment: 16 - 28mm Ø Arms Application: Universal Twin Lens Mirror	AM902FEH (12V or 24V :please indicate)
	Twin Lens 'e' Class II & IV Manually Adjusted Mirror Head	AM903FE
	Flat 'e' Class II Electric Adjusted Heated Mirror Head Available in: 12V or 24V Dimensions: 400mm x 210mm Glass Dimensions: 362mm x 174mm Fitment: 16 - 28mm Ø Arms Application: MAN	AM912FEH (12V or 24V :please indicate)

ASHTREE GLASS TRUCK MIRROR ARMS

ASHTREE GLASS TRUCK MIRROR ARMS		
DESCRIPTION	STOCK CODE	PRODUCT
Cast Bracket Heavy Duty Mirror Arm (Arcol 360)	AS1372	<p>These arms available wired for heated mirrors ARCOL 360 EQUIVALENT</p>
Cast Bracket Heavy Duty Mirror Arm	AS1387	<p>19 ∅ 400 215</p>
Cast Bracket Heavy Duty Mirror Arm (Van Hool)	AS1361	<p>These arms available wired for heated mirrors VAN HOOL EQUIVALENT</p>
Cast Bracket Heavy Duty Mirror Arm (Arcol 540)	AS1370	<p>These arms available wired for heated mirrors ARCOL 540 EQUIVALENT</p>

ASHTREE GLASS TRUCK MIRRORS

ASHTREE GLASS MIRROR ARM BRACKETS

PRODUCT	DESCRIPTION	STOCK CODE
<p>3 HOLE FIXING TO SUIT 18.00mm COILLINE SCREWS 4 HOLE FIXING</p> <p>These brackets available wired for heated mirrors MOUNTING BRACKETS FOR S1300 RANGE ARMS</p>	Zinc Cast Heavy Duty Arm Mounting Bracket (3 hole)	AY2670-3
<p>3 HOLE FIXING TO SUIT 18.00mm COILLINE SCREWS 4 HOLE FIXING</p> <p>These brackets available wired for heated mirrors MOUNTING BRACKETS FOR S1300 RANGE ARMS</p>	Zinc Cast Heavy Duty Arm Mounting Bracket (4 hole)	AY2670-4
<p>FRONT VIEW TOP VIEW</p> <p>4 HOLES 6.5 DIA TO SUIT 18.00mm DIA SUBPUNCH ARMS</p> <p>TUNNEL MOUNT BRACKET</p>	Aluminium Mirror Arm Base	AY2671

ASHTREE GLASS UNBREAKABLE/CONSTRUCTION

PRODUCT	DESCRIPTION	STOCK CODE
	Unbreakable Plant Mirror with Tunnel Mounting Dimensions: 315 x 250mm Fitment: 19mm Ø Stem Arm Application: Construction Equipment	AMX950
	Extra Wide Angle 100mm Radius 'Half Moon' Mirror Dimensions: 220 x 110mm Fitment: 10 - 20mm Ø Arms Application: Construction Equipment/Fork Trucks	AMX943

ASHTREE GLASS ACCESSORIES

PRODUCT	DESCRIPTION	STOCK CODE
	Mirror Cable 6 Way Plug with 2 Metre Cable	AY2675