

# PRO QUIP JERRY CANS

TESTED TOUGH TO AUSTRALIAN CONDITIONS!

COMPLIES WITH AUSTRALIAN STANDARD AS2906:2001

## Patented Safety Locking Pin



PATENTED LOCKING PIN

AUSTRALIA #675806

GERMANY #P4395052.

LITHUANIA #3633

CZECH REPUBLIC #PV950-95 LATVIA #11453

CHINA #93118471.1

HUNGARY #219 155

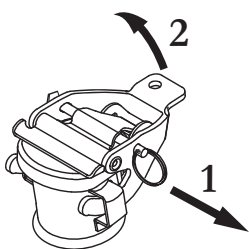
POLAND #P308352

- ✓ Tested safe, tough, durable and corrosion resistant.
- ✓ Meets defence forces specifications.
- ✓ Passes all drop tests and will not leak under pressure.
- ✓ No loss of integrity under Standards flame tests.
- ✓ Fits standard RV racks.
- ✓ Available in 5, 10 and 20 Litre sizes.
- ✓ Made in Latvia.

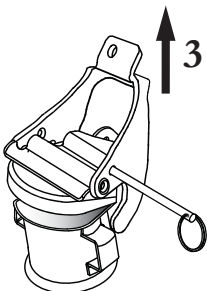


**TO PREVENT DAMAGING YOUR METAL JERRY CAN CLOSURE, AND THEREBY VOIDING YOUR WARRANTY, PLEASE FOLLOW THESE INSTRUCTIONS CAREFULLY**

### TO OPEN LID CORRECTLY



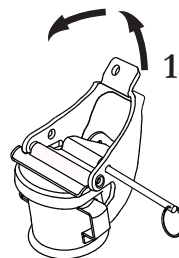
- 1 Twist and Pull Locking Pin out of lid using ring. Pin will stop before it comes fully out.



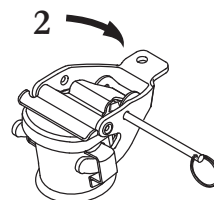
- 2 Lift lever on lid until it flips all the way back.

- 3 Using lever, lift lid up to open.

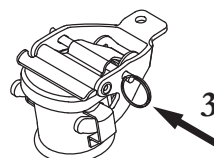
### TO CLOSE LID CORRECTLY



- 1 Using lever, lift lid up and forward to rest seal in place.



- 2 Push lever back and down all the way until arms have slid through side bars.



- 3 Twist and Push Locking Pin into guide on lid until it comes out the other side.

**PRO QUIP**

VALUE ADDED PRODUCTS